



Prairie Points



The Newsletter of the Saskatoon Quilters' Guild
 PO Box 8801, Saskatoon SK S7K 6S6
www.saskatoonquiltersguild.com

Meeting Dates & Program Notes

Meetings are held at Circle Drive Alliance Church
 Corner of Preston Avenue and Circle Drive

Afternoon Meetings start @ 1:30 pm


November 3	November 24	December 8	January 12	January 26
Love Bug Mystery Quilt – Part 2	Getting To Know You	No Afternoon meeting	Love Bug Mystery Quilt – Part 3	Spring Retreat Presentation
SQG Quilt Show Thread Challenge	Creative Giving		Trading Post	The Bag Ladies
The Bag Ladies	The Bag Ladies		Fibrespace	Creative Giving
The Trading Post	Show & Tell		The Value Of It All Zelma Hurd	Hidden Hazards of Quilting Kathy Watts
Show & Tell	“Grab Bag” Challenge submissions		Show & Tell	Show & Tell

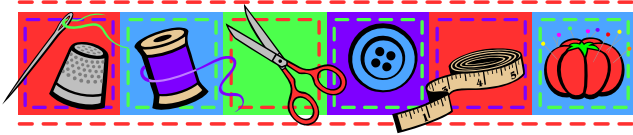
Evening Meetings start @ 7:30 pm

November 3	November 24	December 8	January 12	January 26
Business Meeting	Guest Presenter Martha Cole	Evening Potluck 6:30 pm	Demonstration Night	Basting Bee
Unique Textiles Thread Challenge Janell Ford	Show and Tell	“Grab Bag” Challenge	Show & Tell	Show & Tell
Dessert Potluck		Show and Tell		
Show & Tell				

Your help in avoiding unwanted scents at Guild meetings, workshops and event is greatly appreciated.

**Upcoming Meeting dates: November 3, 24; December 8;
 January 12, 26; February 9, 23; March 9, 23; April 6, 20; May 11, 25; June 8**





President's Message

A big welcome to all new members of the Saskatoon Quilters' Guild. This is a great group to belong to. I look forward to meeting you at our Newcomers' Tea on November 3rd.

Thank you to the Special Events Committee for the well planned bus trip to the Regina Quilt Show. It was a fun trip for everyone involved!

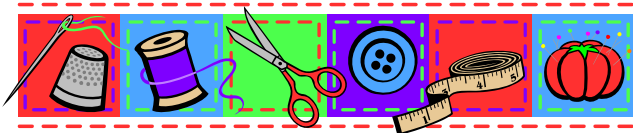
Your executive committees have been very busy planning. This is certainly a year for lots of interesting challenges. I hope everyone is finding time to make a bag or 2, or something Canadian or a quilt for Serendipity and not to leave out quilt show entries. Too much!!!

Isn't that the greatest way to have it? Always have more projects than time, life is definitely more fun that way.

November 3rd is our business meeting and special "dessert" night. It is always delectable. Please come and share in the evening.

Happy Quilting.

Debora Barlow



Quilt Tip – To create an easy and inexpensive portable light box, place an under-the-counter fluorescent light strip under an inverted plastic storage bin.

Executive and Committee Members

President	Debora Barlow
President-Elect	Cheryl Bock
Treasurer	Sharron Schoenfeld
Secretary	Jan Smithson
Afternoon Program	Eileen Bayda (co-chair) Carol Elwes (co-chair) Linda Mattison Shan Cochrane Kathy Hildebrandt Charlene Omelan
Archivist	Elizabeth Cuming
Evening Program	Bev Drew (co-chair) Maggie Casselman (co-chair) Nancy Carlsen Norma Townley-Smith Sharon Hader Marilyn Fowlie-Neufeld Leona Domshy
Library	Mary Gilliland (chair) Carmen Allen Verna Larson Ann Atchison
Membership	Cathy Burris (chair) Judy Walton Anita Rhodes Carrol Davis Jacquie Dipple
Communications	Mary Dykes (chair, webmaster) Brenda Downing (newsletter) Elaine Richardson Judy Ann Sherin Eva Wiebe Margretta Murney
Quilt Show	Dorothy Booker-Tymchatyn (co-chair) Debbie Baumann (co-chair) (co-chair)
Special Events	Sandy Allen (chair) Jean Berndt Joan Acorn Bonnie-Dee Hayward Diane Cochrane
Serendipity	Joan Acorn Lynn Libke
Workshop/Retreat	Miriam Pyett (chair) Sharron Yaroshko Jeanette Liberty-Duns Linda Wright Diane Leontowicz

Afternoon Program Committee

The Love Bug Mystery quilt continues. Don't forget to submit your entries for the Grab Bag Challenge so that the prizes can be awarded @ the December potluck!

Any program suggestions can be given to the committee members who will do their best to get them on the program. Have fun quilting!

Eileen Bayda/Carol Elwes

Evening Program Committee

Wow, it's hard to believe that we are almost at the end of the year already! We have had some fun with our presenters this fall and the Show & Tell Extravaganza was amazing. Everyone is so talented!

Our November meetings will consist of the following: November 3rd - Business Meeting/ Dessert Potluck with an added bonus: Janell, from Unique Textiles, will be making a presentation about the upcoming Quilt Show in 2009. So make sure you attend and don't forget your dessert (and your own dishes, of course).

November 24th - Martha Cole will be our guest-come prepared to learn and be amazed by this phenomenal quilter.

December 8th will find us once again sharing a meal at the December potluck. Plan to attend for some fun and great times and merry-making; don't forget to bring your own dishes!

January 12th we will be starting off the New Year with an evening of demonstrations by some of our very own members. On the 26th we will be having a good old fashioned basting bee! So dust-off those quilt tops and get them ready for the 26th! More details will be coming soon so keep your eyes and ears on the alert.

Maggie Casselman/Bev Drews

Special Events Committee

By the time you read this newsletter the "Bag Ladies" from the Special Events Committee will have presented two exciting bags for you to try. Remember to bring your bags to show and tell and get your name entered in the draw. The third bag will be presented at the November 24th meeting. Check out the website for the instructions for the bags or pick up a paper copy at the meetings.


Just a reminder, the quilts at McNally will be changed on November 26th. Here's an opportunity for you to share your quilts with an appreciative audience. Sign-up sheets are available at meetings or give Sandy a call at 343-9161. Thank you in advance for your anticipated support.

Sandy Allen

Business Meeting Agenda

Monday, November 3rd, 2008
7:30 pm

1. Present agenda
 2. Review and adopt minutes of the May 26th, 2008 meeting
 3. Treasurer's report
 4. Quilt Show Treasurer's Report
 5. Correspondence
 6. Committee Reports
 7. Unfinished Business
 8. New Business
 9. Adjourn
-



2009 Quilt Show News

TAKING FLIGHT

October 23 & 24, 2009

We are excited to announce the plans for our biennial quilt show, "Taking Flight", which will be held October 23 & 24, 2009 at Exhibition Park--Hall E.

At each show, our challenge is to attract a large attendance. Past shows that were partnered with the Breast Cancer quilt or 'Grandmothers 4 Grandmothers' were very successful. We are pleased to announce the partnership of our guild and Serendipity (our charity wing) with the kick-off of Denny Carr's Secret Santa appeal. This partnership gives us the support of Steve Shannon and CJWW in return for funds raised by us through various ways of selling quilts for Secret Santa. The committee has come up with some unique ideas! For example, because we have been a guild for 27 years, we are providing 27 quilts of various sizes; some will be sold by live auction, some by silent auction and some used for prizes. If a patron brings an unwrapped gift or a non-perishable food item, their name will be entered for a draw! Several quilts are being donated to Serendipity by the committee. Members can do the same, or work with Serendipity to help. We need your participation!

The cost of the show this year will be \$7.00 per day. Any guild member who volunteers for 2 shifts, can purchase a ticket for the weekend for \$5.00. This purchase must be made before October 20, 2009.

Show pins, designed by Laurel Ostopowich, are ready for purchase. They sell for \$5.00 and are available from any show committee member or at the registration desk. We hope that you will purchase one soon and wear it to advertise and support our show!

Show categories have been finalized and appear elsewhere in the newsletter.

In appreciation for our many volunteers, we are pleased to announce that there will be a

Breakfast and Trunk Show on the Saturday morning of the show. Our guest will be Ellen Teasdale of Paradise Valley, Alta. Ellen, is a very dynamic speaker as well as an accomplished quilter. The Trunk Show will be sponsored by the Saskatoon Quilters' Guild and the breakfast will cost \$10.00.

Dorothy Thomson is looking after **sponsorships**. Please help her by giving her names of people who you think would be willing to be a sponsor for our show. You will be surprised by the reaction when you tell people that we annually give out 200 to 250 quilts to those in need!

The **Guild Market Place** will be convened by Carrol Davis. It is not too early to start planning and working on items to sell at this very popular shopping place for patrons. Only 10% of proceeds are retained to cover the expense of the booth.

The **Grand Opening** of the show will be on Thursday, October 22.

Judith Gidluck is the featured quilter, who is honored with a display of her quilts.

With the above in place, we aim to achieve our mission statement:

"To display the artistic talents of a group of quilters who are passionate about their medium and who want to share it with the community in an entertaining and successful show."

Contact the Quilt Show Committee at our new e-mail address:

quiltshow@saskatoonquiltersguild.com

*Dorothy Booker-Tymchatyn/
Debbie Baumann*



**FLATLAND FIBRE – OFF THE WALL
 CALL FOR ENTRY**

“Flatland Fibre – Off the Wall” will be a SCC Gallery exhibition showcasing three-dimensional fibre works by Saskatchewan fibre artists. We want to show off our fabulous fibre arts during Quilt Saskatchewan 2009 when the Saskatoon Quilters’ Guild hosts a national quilting conference – The Canadian Quilters’ Association Alternate Year Event, May 27 – 30, 2009. Let’s see 3-dimensional fibre works in all sorts of techniques - quilts, wall hangings, clothing, sculpture, felting, knitting, weaving, and so on. The sky’s the limit (maybe).

SCC Exhibitions & Education Coordinators will curate the exhibition from submitted entries. Leslie Potter is a sculptor and teacher for University of Saskatchewan Certificate of Art and Design; Judy Haraldson is an award winning weaver with a Diploma in Applied Arts – Weaving from SIAST Woodland. Both have extensive experience with many craft mediums and fine craft exhibitions.

Entry forms will be available at the Saskatchewan Craft Council or on the SCC website (www.saskcraftcouncil.org) by November 2008.

IMPORTANT DATES

- Wednesday, February 4th, 2009 at 5 pm
 – Deadline for submission of intent to enter
- Wednesday, March 4th, 2009 at 5 pm
 – Deadline for entries to be delivered to the SCC
- Exhibition at the SCC Gallery
 May 1 to May 31, 2009

INFORMATION:

Leslie Potter & Judy Haraldson, Exhibitions & Education Coordinators
 Saskatchewan Craft Council,
 813 Broadway Avenue, Saskatoon, SK,
 S7N 1B5
 Phone: 306-653-3616 ext. 25
 Fax: 306-244-2711
 Email: scc.exhibitions@sasktel.net
 Website: www.saskcraftcouncil.org

Membership Committee

As of October 17th, our membership stands at 178 quilters, 11 of whom are the women who founded our guild 26 years ago. We have had 18 new members join our quilting family this fall, as well as having 6 ladies return after taking a break from the guild to let their quilting fingers heal! Please be the first to welcome any new faces that you see at our meetings.

We welcome all new and returning members to the Newcomers’ Tea on November 3rd. Please watch your mailboxes for invitations.

Remember to wear your nametag to all meetings for a chance to win a fat quarter of fabric. Good luck to all!

Cathy Burris

Quilt Tip – To adjust the size of quilting designs, draw the design on paper and use the enlarge/reduce feature on a photocopier to get the desired size. Apply a layer of clear packing tape to the design and cut out to create a reusable template.



CQA News

Regional Report for Saskatchewan

Spring visits to quilt shows in Davidson, Weyburn, Melville and Assiniboia were an excellent way to meet new quilters and be able to advocate on behalf of our organization has been a pleasure. Meeting quilters throughout the province was definitely one of the highlights of the past two years. I would like to welcome two new guilds as CQA/ACC members, bringing our number to twenty: the Heart and Home QG (Kamsack) and Country Stitches (Abernathy).

Crossroads QG (Eyebrow) donated 25 infants quilts to the Pediatrics and Women's Health unit of the Moose Jaw Union Hospital.

Northern Lights QG (Melfort) hosted **Tina Caderma** (Regina) who taught them all about machine and ribbon appliqué. Tina also provided lots of great ideas about bindings, finishing quilts and what judges look for in a quilt show. **Corey vanHaastert** helped us create gorgeous three dimensional wall hangings using **ChiChi Raduik's Posh Poppies** pattern. Another fun and popular project was *Boondoggle Bags*. In June, a dessert and mini quilt show wrapped up the year.

Melville & District Quilters focused much of the year on the tenth quilt festival held April 18 & 19, 2008. We appreciated all who entered their exquisite quilts. **Heather Grover's Victorian Elegance** won the CQA/ACC Rosette for Viewer's Choice and also Best of Show. **Mary Field** won Best of Theme for her *Grandmother's Flower Garden*. Quilters who attended Margie Davidson's *Shaded 4-Patch* workshop have come up with some interesting variations. In August, during Melville's Centennial celebrations, participants in the Art & History Walk dropped in to the guild to view our projects while enjoying tea and cookies. September workshops are set for beginning quilters, hand quilting and set in seams.

Moose Jaw Prairie Hearts QG learned how to make both boiled and felted wool from members **Dorothy Schaaf** and **Trudy Hutchison** who have been cooking up a storm in their kitchens and serving us a variety of interesting projects. **Heather Grover** fascinated us with the projects she's created using a felting machine and promised to teach us more at a workshop Fall 2008. Displays at the Gathering of the Guilds, April 2008, were interesting and diverse. Congratulations to **Anna Hergert** for her winning

entries in *The Grand National : Rejuvenation and Fragments*, as well, for her piece in the Saskatchewan Craft Council's *Dimensions* show at the Norman MacKenzie Art Gallery in Regina.

River's Edge QG (North Battleford) held their quilt show *Fantastic Fabrications II* over a five week period in the local art gallery. Over 900 art enthusiasts visited the gallery show, while a reception and **Eleanor Teasdale's** trunk show entertained over 120 visitors. **Betty Mann** was awarded the CQA/ACC Rosette for Viewer's Choice. The year wrapped up with a trapunto shirt workshop and machine quilting.

The Saskatoon Quilters' Guild held their Spring Retreat in March at Cedar Lodge on Blackstrap Lake. Guild members **Linda Beebe** (Disappearing Nine Patch), **Dorothy Boran** (scarves created with dissolving stabilizers), **Sandy Cook** (machine quilting), **Pat Danyluk** (convergences) and **Sarah Sanduliak** (quilt with template-cut circles) taught the classes. **Martha Cole** has been booked for the Fall Workshop November 20-24, 2008. Plans are underway for the Oct. 2009 Quilt Show - Taking Flight. The Serendipity Mothers' Day Tea was well attended. This was a chance to see the 187 quilts made by the Serendipity group since Christmas. Local charities will have received 300 quilts this year. Congratulations to **Barb Dawson** who had a piece accepted into the SCC's *Dimensions* show. For more news and patterns go to www.saskatoonquiltersguild.com

York Colony QG worked on charity quilts and raffle quilts and had a workshop on making bags. **Kae Henley** provides many worthwhile tips in the newsletter *Happenings* which also keeps membership informed.

Mary Field



Prairie Chicks
✂ QUILTING FABRIC & SUPPLIES
✂ SCRAPBOOKING SUPPLIES
✂ COUNTRY GIFTS 306-225-4787
Mon-Sat 9:30-5:30
MAIN STREET - DOWNTOWN HAGUE

The Library Corner

A good number of books have been added to our collection through purchase and donations, and a particularly generous donation by Elaine Sommerfeld's husband.

On a Roll Again and *Strip Lovers* describe use of jelly rolls, either purchased or your own cuts, and also give yardage and fat quarter requirements. *Log Cabin in the Round* uses wide and narrow strips to shape "curved" edges, giving the illusion of curves without the difficulty of making real ones. *Curves in Motion* features free-form curves from design to pattern to finishing, plus a gallery of photos. *Watercolor Quilts* blends multicolor print fabrics in small pieces to create a larger whole through deliberate variation in value and tone.

In *Jinny Beyer's Color Confidence for Quilters*, Beyer shows how she uses colour. She creates colour palettes, a system of colour for those not experts, and gives them confidence to use it boldly. Her *Soft-Edge Piecing* presages Paula Nadelstern's more recent kaleidoscope quilts. In *Machine Embroidery* ideas and techniques from Australian artists provide inspiration. *Fabled Flowers* accompanies an array of original flower quilt designs with tales of Japanese childhood. Instructions, diagrams and templates allow readers to recreate all the quilts featured. Bethany Reynolds' *Stack-n-Whack Quilts* demonstrates the method for creating her striking patterns.

Baltimore Album Quilts and *The Conway Album Quilt* both present many elaborate designs for appliqué, some traditional and some innovative. In *New York Beauty* freezer paper templates are missing but the required shapes for the familiar blocks can easily be reproduced. *Landscapes and Illusions*, a landmark book by Joen Wolfrom, is her early exploration of fabric landscapes, with techniques and guidance for creating your own. *Beautiful Foundation-Pieced Quilt Blocks* is designed for the beginning quilter. Renditions of blocks in colour accompany full-

size patterns and a view of quilts made from multiples of the blocks.

Log cabin blocks illustrate the many different effects that can be achieved by varied strip widths, lengths and arrangements in *Log Cabin with a Twist*. *Quick Rotary Cutter Quilts* contains speedy techniques for accurate cutting, with instructions and methods for achieving spectacular results. Better Homes and Gardens' *Teach Me How to Rotary-Cut* a collection of projects with all the information is needed to help you develop new skills in cutting. Singer Reference Library's *Quilt Projects by Machine* has complete instructions for still more projects, including timesaving techniques. *Quilts for Boys and Girls* captures the days of childhood, children in action through appliqué-fusible, freezer paper, needle turn.

Nor is help for "quilting as desired" lacking in the new titles. *Amish Quilting Patterns* has 56 full-size quilting patterns for creating your own masterpiece, filling both centre and borders. *Miniature Quilting Designs* contains full-size designs for miniatures, doll quilts and small wall hangings. In *Heirloom Machine Quilting* the sewing machine is a partner, helping work go faster and leaving more time to create, but with no sacrifice of beauty or quality. *John Flynn's Step-by-Step Trapunto and Stippling* describes Flynn's innovative method for trapunto through patterns and illustrations and gives tips for successful stippling. *A Modern Mix* shows how hand and machine quilting can be combined in one work--and providing a good example of the whole being greater than the sum of its parts.

Deck the Halls gives full-size patterns for small seasonal projects. *Friendship's Offering* contains techniques and also words of inspiration themselves for writing on quilts. Donated by Jan Smithson, *Quilters' Travel Companion 2006-2008* is the best reference for the traveling quilter looking for quilt shops throughout Canada and the US.

Several videotapes have come as withdrawals from the Saskatoon Public Library: a three-part

Grandmother's Garden, an historical look at Utah quilters, a more general tape on craft techniques and a second copy of *That Perfect Stitch* (hand quilting technique).

PLEASE, PLEASE NOTE: As the collection grows, it becomes more and more important for users to pay attention to details in checking out and returning books. Each book has its own title, its own author and its own number in our collection. When you check out a book, please note whether these all agree on card and book. If they don't, let a committee member know. When you return a book, please make sure that both title and number on the card agree with those on the book. It's easy to make mistakes, particularly when there's more than one book by a single author, but, mistakes cause a good deal of extra effort for the person who then has to track down the correct pieces. A little more care will make your committee much happier.

Lists of library HOLDINGS ARE NOW on our web site, in .pdf form by category and alphabetically by author. Remember--if you can't use the web version and wish to have a hard copy, contact Mary Gilliland.

Don't forget to give us your suggestions for new purchases!

Mary Gilliland

QUILTERS HAVEN

"The Learning Center"

20 River Street East * Moose Jaw, Sask. *
S6H 0A8

Email: quiltershaveninc@sasktel.net

www.quiltershaveninc.ca

phone 1-306-693-8523 * fax 1-306-693-8524

Fabric * Patterns/Books * Notions * Newsletter *
Workshops

Quilt Tip – Make a trial block to test the accuracy of the instructions before cutting all the fabric for an entire quilt. The practice block also gives an opportunity to change fabric placement or replace fabrics that don't work well.

Serendipity Report

The next Serendipity Day is
SATURDAY - NOVEMBER 15
ALL SAINTS ANGLICAN CHURCH
1801 LORNE AVENUE
9:30 am – 3:30 pm
LAST SEWING SATURDAY OF THIS YEAR

WOW! - We had GREAT work days, Saturday, October 18th and Monday, October 20th.

The guild members continue to enthusiastically pick up their tools of choice and ensure the continued success of Serendipity - and have fun at the same time.

An offer was generously made by the afternoon committee for a second workday. This will take place Monday, February 9 - 10 a.m. to 4 pm.

As a matter of interest, we remind members that the Guild meeting room is ours to use from 10 a.m. This is a good chance to get in sewing time with friends before attending the afternoon meeting. The only criterion is that the room be returned to its original condition before the afternoon meeting committee arrives.

Joan Acorn/Lynn Libke

Newsletter

The *Prairie Points* newsletter is published five times throughout the year. Contact Brenda Downing, Editor at 242-9810 or at sqgnewsletter@shaw.ca for information on submitting an article of interest. The submission deadlines for next year are: January 12, March 9, and April 27.

Check out the newsletter on the Guild website www.saskatoonquiltersguild.com/ where it can be enjoyed in colour.



SASKATOON QUILTERS' GUILD
QUILT SHOW CATEGORIES
OCTOBER 23-24, 2009 AT PRAIRIELAND PARK

▶▶ BIRD'S EYE VIEW ▶▶

1. **Large Quilts - Hand Quilted:** Greater than 240 inch perimeter.
2. **Large Quilts - Self Machine Quilted:** Greater than 240 inch perimeter.
3. **Large Quilts - Professionally Machine Quilted:** Greater than 240 inch perimeter.
4. **Medium Quilts - Hand Quilted:** 80 - 240 inch perimeter.
5. **Medium Quilts - Self Machine Quilted:** 80 - 240 inch perimeter.
6. **Medium Quilts - Professionally Machine Quilted:** 80 - 240 inch perimeter.

▶▶ NEW MIGRATIONS ▶▶

ENTRIES IN THESE CATEGORIES MUST NOT BE THE PRODUCT OF A KIT OR PATTERN.

7. **Innovative Quilts - Landscapes:** Maximum 240 inch perimeter.
8. **Innovative Quilts - Contemporary:** Maximum 240 inch perimeter.

▶▶ FLEDGLINGS ▶▶

9. **New Generation Quilters:** Entries from quilters who are 16 years old or younger.
10. **Novice Quilters:** Quilts which are the 1st or 2nd project made by the entrant (any size).

▶▶ BIRDS OF A FEATHER ▶▶

11. **Small Quilts:** Maximum 80 inch perimeter.
12. **Group Quilts:** Completed by 2 or more people (any size).
13. **Seasonal Quilts:** Specially made for holidays like Christmas, Chanukah, Halloween, etc. (any size).
14. **Kits, Block of the Month, Saturday Samplers, Calendars:** Any size.

▶▶ FLIGHTS OF FANCY ▶▶

15. **Wearables:** Clothing can be 2 or 3 layers.
16. **Specialty Techniques:** Quilts that contain machine embroidery, hand embroidery, punch needle, rug hooking, wool appliqué, needle felting, yo-yo quilting, and photo transfer.
17. **Miscellaneous Items:** Bags, dolls, table runners, placemats, cushions, fabric bowls, boxes, etc.
18. **Recycled:** Any size quilt made from recycled fabrics, clothing, ties, drapery, etc.
19. **Thread Challenge:** Presented by Unique Textiles. Guidelines and awards will be determined by Janell Ford. She will be presenting the details about this category at the Nov. 3 guild meeting.

▶▶ FLIGHTY ▶▶

20. **Idiom Challenge:** Maximum 50 inch perimeter. This is a puzzle quilt displaying an idiom of your choice. For more detail on idioms check the guild website or ask for a paper copy at a meeting.
21. **Fun and Quirky:** We are looking for quilts with a sense of humour. Up to 240 inch perimeter.

» FLYING GEESE CHALLENGE »

ENTRY IN THESE CATEGORIES IS OPEN TO SASKATOON QUILTERS' GUILD MEMBERS ONLY WITH A LIMIT OF ONE ENTRY PER MEMBER. THE ITEMS MUST BE PIECED AND QUILTED BY THE ENTRANT.

22. Flying Geese Challenge - Traditional: Must contain Flying Geese as interpreted by the quilter; no larger than 200 inch perimeter.

23. Flying Geese Challenge - Innovative: Must contain Flying Geese as interpreted by the quilter; no larger than 200 inch perimeter.

WHAT'S A PERIMETER?

The perimeter measurement of your quilt is the total distance around the outside edge.

To determine this measurement, add up the length of all four sides of your quilt.

NOTE: If your quilt has irregular borders, the **maximum** length plus the **maximum** width multiplied by 2 must not exceed the maximum allowable amount in the category.

QUILT SHOW AWARDS

NOTE: MORE DETAILED INFORMATION ABOUT THE AWARDS WILL BE MADE AVAILABLE IN THE FUTURE.

★ SHOW THEME ★

Any entry that in some way displays the theme "Taking Flight" can be judged in this category

★ HAND QUILTING ★

This is a new award category sponsored by the family of Elaine Sommerfeld.

Anyone entering a quilt in Category 1 or Category 4 may request that their quilt be judged.

★ FLYING GEESE CHALLENGE ★

Refer to categories 22 and 23 for information. Prizes will be awarded in both the Traditional and Innovative categories.

★ FUN AND QUIRKY ★

Refer to category 21 for information.

★ THREAD CHALLENGE ★

Refer to category 19 for information.

★ VIEWERS' CHOICE ★

Anyone attending the show can vote for their favourite entry. The item with the most votes wins.