



Prairie Points



President's Message

This is my last message as President. The past two years have gone by more quickly than I could have ever imagined, and it has been a wonderful and memorable experience.

Thank you to everyone who has been a committee member during my time as guild President; you are the people that make things happen, and create a vibrant environment for our activities. I am constantly impressed by the depth of commitment that I see from the members, the friendships forged, and the bonds of our quilting community strengthened.

Thank you to the guild Executive, who have been supportive and encouraging, and have always tried to consider the betterment of the guild whether planning programmes, acquiring books, organizing a bus trip, planning a Christmas event, or setting a budget.

I extend a very special thank-you to President-elect, Barb Dawson. She has twice chaired the Nominations Committee, been a member of the

Forward Planning committee, and worked with the committees to create the Policies and Procedures document, an extremely useful reference for the day to day workings of the guild. Barb has also been my sounding board, my proof-reader, a valuable resource person, and a very special friend.

Best wishes to everyone for a wonderful summer. I hope to see all of you in September!

*Yours in stitches,
Cheryl Rock*



May 9, 2011
Volume 16, Issue 5

INSIDE

Afternoon Meetings	2
Evening Meetings	3
Executive & Committees	4
Business Meeting Agenda	5
Serendipity Report	6
Quilt Tricks	6
Afternoon Committee Report	7
Evening Committee Report	7
Special Events	8
The Male Perspective	9
The 2011 Challenge	10
Treasure Island	11
Traveling by Internet	12
Treasure Island Form	16

Afternoon Guild Meetings

May 9th

Mother's Day Tea and Sale - Dainties provided
Upcycle, Sell or Exchange Sale and Social
Retreat Memories - Dorothy Middleton
Show & Tell

June 13th

No afternoon meeting

Annual Pot Luck - starting at 6:00 pm
See Special Events report for details

May 30th

Shop Hop - Hague, Duck Lake, Shell Lake
If this is not a go then we will have a presentation by:
Pat Danyluk - Travels to India!

Don't forget that June 13th is the
deadline to submit your "Intent to
enter" forms for the Quilt Show


To Do This Summer...

Increase My Stash
Find each and every quilt shop in every town I visit
Create some 'sun activated' custom fabrics
Learn a new technique
Get excited about our fall Quilt Show!

Meetings are held at Circle Drive Alliance Church
Corner of Preston Avenue and Circle Drive
Afternoon Meetings Begin at 1:30 p.m.

Reminder:

ALL GUILD EVENTS ARE SCENT FREE!



Evening Guild Meetings

May 9th

Happy Hour 6:30 - 7:30 pm

On'line Learning Quilt University - Judith Gidluck

Show and Tell

May 30th

Happy Hour and Garage Sale 6:30 - 7:30 p.m.

Business Meeting

Fibre Arts Postcards - Monika Kinnear-Whalen

June 13th

Potluck Supper - Punch 6:00 p.m., dinner 6:30 p.m.

See Special Events report for details

"Making Waves" challenge judging

Show & Tell

Don't forget that June 13th is the
deadline for the Quilt Show "Intent
to Enter" form submission

Things to do this summer:

Hand quilt on the porch

Finish my quilts for the fall Guild Show!

Buy rulers...you can never have too many rulers!


While traveling, accidentally 'detour' to the closest quilt shop...

Meetings are held at Circle Drive Alliance Church
Corner of Preston Avenue and Circle Drive
Evening Meetings Begin at 7:30 p.m.

Reminder:

ALL GUILD EVENTS ARE SCENT FREE!





Executive and Committee Members

President Cheryl Bock

President-Elect Barbara Dawson

Treasurer Denise Eversen

Secretary Diane Leontowicz

Archivist Gillian McDougald

Afternoon Pgm. Linda Beebe *co-chair*
 Pixie Glasser *co-chair*
 Donna Braithwaite
 Marlene Epp
 Pat Rogers
 Brenda Twining

Evening Program Sheila Marshall *co-chair*
 Sheilagh Basky *co-chair*
 Judith Gidluck
 Sharron Schoenfeld
 Elizabeth Cuming
 Dorothy Middleton
 Trista Ruckaber
 Monika Kinner-Whalen

Library Dorothy Thomson *chair*
 Norma Townley-Smith
 Maria LeBlanc
 Marilyn Fowlie-Neufeld

Membership Anita Rhodes *chair*
 Evelyn Cutts
 Helen Johnson
 Trudi Scaper
 Bonnie Vangool

Communications Brenda Downing *chair, newsletter*
 Linda Dunkley *webmaster*
 Anita Rhodes
 Elaine Richardson
 Kerrie Serben

Special Events Debbie Baumann *chair*
 Cathy Burris

Executive and Committee Members

Charlene Omelan
 Berna Ostapovich
 Cindy Ganes

Serendipity Doreen Voisard
 Jacquie Dipple

Workshop/Retreat Pat Danyluk *chair*
 Carol Ewles
 Jeanette Liberty-Duns
 Elaine Crocker
 Sharron Yaroshko

Quilt Show Jean Berndt *chair*
 Dorothy Booker-Tymchatyn *past chair*



Market Mall **(306) 522-4472**
339 Albert St sales@stitchnbe.com
Regina, SK S4R 2N6 www.stitchnbe.com

FABRICS

Silk & Satin, Diaper (PUL), Natural Bamboo Terry, Suiting, Cotton, Flannel, Linen, Wool, Crepe, Voile, Poplin, Muslin, Ticking, Landscape, Asian, Animal & Many Children's Prints

Embellishment Supplies

Angelina, Paintstiks, Quiltigami, Asian Knot & Puff Quilting, Foils, Fabric Markers, Silk Ribbon, Variegated, Metallic, Egyptian Cotton, and Other Specialty Threads & Notions

Needlework, Notions & Craft Supplies

Hand & Machine Quilting Kits & Patterns, Embroidery Blanks, Sashiko Supplies, Cross Stitch Kits, Jenny Haskins Embroidery Products, Soft Fuse Web, Computer Products & Lots More...

<p style="text-align: center;">BOOKS</p> <p>Thread Painting Landscape Art Asian Quilting Sashiko</p>	<p style="text-align: center;">CLASSES</p> <p>English Piecing Hand Quilting Fused Design Landscape Quilts Custom Lingerie (Bra Making) Dates & Times TBA soon...</p>
--	--

Sign up for BooTiki News & Views to Receive Class Info
www.stitchnbe.com



Cheryl Bock and some of her presentation quilts, garments and her Japanese dolls

SASKATOON QUILTERS' GUILD INC. ANNUAL GENERAL MEETING AGENDA


Monday, May 30, 2011, 7:30 p.m.
Circle Drive Alliance Church,
Prairie Trail Lounge

1. Present Agenda
2. Review & Adoption of minutes of Mar 28, 2011
3. Treasurer's Report
4. Correspondence
5. Year End Committee Reports
 - a. Evening Program
 - b. Afternoon Program
 - c. Membership
 - d. Archivist
 - e. Library
 - f. Workshop
 - g. Special Events
 - h. Communications
 - i. Serendipity
 - j. Quilt Show
6. Unfinished Business
 - a. Policy document update
7. New Business
 - a. Amendments to Bylaws
 - b. Nominating Committee Report
 - c. 2011-2012 Budget
 - d. Membership Fees for 2011-2012
 - e. Motion to wave Commercial Audit
 - f. Appointment of Internal Auditor
8. Announcements
9. Adjournment

Debora's Quilting and Design

Debora Barlow
2530 Munroe Avenue
Saskatoon, Saskatchewan
Canada S7J 1S9
1•306•653•2241

Custom Long-Arm Machine Quilting



Prairie Chicks

Quilting, Scrapbooking and Country Gifts

Tammy Guliker

205 Main Street, Box 752, Hague, Saskatchewan, S0K 1X0
306-225-4787

Open 9:30-5:30 Monday to Saturday

email: prairiechicks@sasktel.net

website: www.prairiechicksquiltingandscrapbooking.mysite.com

SERENDIPITY REPORT

April 16th marked the last of Serendipity's regular Saturday sewing days for the 2010-2011 year. The annual Mother's Day Tea and Quilt Show was held on May 7th with approximately 250 quilts on display.

Please consider volunteering to coordinate a Serendipity Sewing Saturday for the 2011/2012 season. If you are interested, please call and visit Joan or Vi to choose fabric and a pattern.

We wish to thank Zelma Hurd for her many years as one of the Directors. Her guidance and leadership has been invaluable to the group and very much appreciated. Joan Acorn has graciously accepted duties as a Director.

Thank you to all who have contributed their time, energy and skills in making this another successful year for Serendipity. Please watch the website and fall newsletter for the dates for the Serendipity sewing days starting in September 2011.

Have a wonderful summer everyone and see you in September!

Doreen Voisard

Jacquie Dipple

QUILT TRICKS

Pile books around your sewing machine to the level of the deck to create an inexpensive quilting table.

Tipping your sewing machine backwards using rubber doorstops increases visibility over the tipping forward method and also reduces stress on your wrists.

Lipstick cases from the 'dollar store' makes a great bobbin traveling case.

Purchase a telescoping 'pen' from the hardware store - these are normally used to pick up screws and nails but will work well with pins and needles - discard any non-magnetic pins.

Reinforcement rings used to fix 3-ring binder paper holes make great labels for bobbins.


MAMI'S

Country Quilts

HOME OF

Michelle's Long Arm Quilting

253 Front Street
Duck Lake, Saskatchewan
 Located in the "Family Centre" building
Phone: (306) 467 4453
 Visit our website at: www.mamisquilts.com



COMMITTEE REPORTS

AFTERNOON PROGRAM

We have had a winter of fellowship and good times at the afternoon meetings. We have had presentations from people outside our guild, and from our own members, all of whom brought to us a wealth of knowledge. We hope you have enjoyed your afternoon sessions as much as we have enjoyed bringing them to you.

On May 9th we will be having an old fashioned Mother's Day Tea to celebrate our wonderfulness. At this program, Dorothy Middleton will present a slide show of the last retreat at Blackstrap. Thanks, Dorothy!

On May 30th, we have a "shop hop" planned for points north, including Prairie Chicks at Hague, Mami's Country Quilts in Duck Lake, and then on to Shell Lake. If this is not a "go" because of lack of registration, we have alternate plans for Pat Danyluk to make a presentation on her fascinating trip to India. Either way, we cannot lose!

There will not be an afternoon meeting on June 13th, as our annual "pot luck" wind-up will be held beginning at 6:00 p.m. The rules are the same as always – bring your own dishes, cutlery, etc., and most important of all, the food. This will be your opportunity to show your Box Top Challenge. We hope you have been working on them. This would also be the time to show your Mystery Block quilt, if you have been working on that, not that we are putting any pressure on you.

Linda Beebe, Pixie Glasser

Donna Braithewaite, Brenda Twinning,

Marlene Epp

EVENING PROGRAM

The last Happy Hour of the season will be held on May 30th from 6:30 – 7:30 p.m. There will be serendipity quilts available to bind or bring your own handwork. Anyone with garage sale items, please call Sheila Marshall at 373-3827.

Also this evening, please plan to attend our year-end business meeting to discuss next year's budget, to vote in the new executive and to discuss other matters of importance to our guild.

Following the business session, Monika Kinner-Whalen will share her fibre art postcard experience.

You won't want to miss the sure-to-be delicious potluck supper on June 13th. Mark it on your calendar now. Details about items to bring are to be found in the Special Events report. The "Making Waves" challenge quilts will be on display. You'll be amazed at the originality and beauty of these items. You will help us choose the winners of the challenge. See you there!

Sheilagh Basky, Sheila Marshall

Merchandise On Main


When you need something special... just ask M.O.M.!

Betty-Ann Tallon, Proprietor

Box 415
104 Main Street
Lafleche, SK S0H 2K0

306.472.5266
Fax 306-472-5267
monmain2004@yahoo.ca
www.merchandiseonmain.com





SPECIAL EVENTS

On March 2nd the new quilt display went up at McNally Robinson.

Please remember that all quilts require hanging sleeves. The next display will be hung on May 25. The sign up sheets are being circulated in April & May. You can bring your quilts to the meetings and give them to a committee member or contact them and deliver it to their home.

A reminder that the deadline (May 30/11) is fast approaching for the Guild Challenge, "Where in the World am I Waving From." Make a wallhanging with a maximum perimeter of 60", depicting any place in the world from which you could be waving.

The complete guidelines are in the January newsletter.

The winner of the challenge will be selected at the June potluck.

Contact Berna Ostapovich if you have any questions.

Hopefully everyone had a great time at the Moose Jaw quilt show. Thanks to everyone for making the bus trip a success.

June 13th is the year end potluck. Our committee, along with the program committees

are planning this event. The committees will provide buns, butter, pickles, cream, milk and punch for the Potluck.

Please bring your dishes, cutlery, placemat for your supper and a serving utensil for your potluck dish. A recycled plastic grocery bag is handy to take home your dirty dishes.

Please use this as a guideline for what dish to bring based on last name

A – D salad/vegetables
E – L desserts
M – S main course/meat
T – Z appetizers

Upcoming summer quilt displays....

We do not take a break from hanging quilt displays over the summer. Please sign up in May & June if you have a quilt to show at these venues.

On August 29th – October 2nd the guild members have a chance to display quilts at the Sienna Gallery. This is also a great opportunity to promote our quilt show.

The McNally display will change on August 24th.

Debbie Baumann

THE MALE PERSPECTIVE!

Sitting in our coffee room early one Monday morning, I listened with half an ear to two of my female colleagues discussing a baby quilt pattern. One was appalled by the amount of fabric that the quilt called for.

"But it's only supposed to be about 3 x 4 feet, why should I have to buy so much material?" one asked, and before I could turn on my verbal filter I uttered, "Have you taken into account a 1/4 inch seam allowance for each piece?"

It got very quiet in the room.

Now you need to picture this scene. With me in this room are six male technicians; a group consisting of intense sports fans currently comparing the worthiness of different versions of Harley Davidson motorcycles, and five women discussing an upcoming baby shower and... yes...quilts. Heads swiveled in my direction as I tried to look innocent. I sat there hoping that I wouldn't be

questioned further, but of course I was. "What do you mean Peter?" So I attempted to cover my faux pas in a manly way quoting geometry and the logic of fabric loss due to fastening two pieces of material in a manner that would bind them optimally. This of course did not work and one of my female co-workers intimated that I had more estrogen than most women. I of course blamed Brenda, because after being married to a quilter for many years, these things become common knowledge.

So exactly what have I learned?

Bobbin: Not an activity done with a tub of water and apples at Hallowe'en

Sashing: Not a part of a window that slides

Log Cabin: I thought my pioneers built these, however I now know pioneers made buildings out of trees and a log cabin is an interlocking geometric shape made with similar colour patterned material.

French Braid: Not a thing that used to be done with my daughter's hair, but a series of vertical strips set on a precise angle.

Rulers: I have a tape measure. Quilters have rulers, rulers, and more rulers.

Block: Not Lego!

Ruby Red: Not simply a colour... but a device to allow chroma matching.

Door Peephole: What I thought was used to see if a vacuum salesman was at the door is actually a device to give an overall idea of an un-sewn quilt on a design wall.

Serendipity: I thought this actually meant to make a fortunate discovery by accident, I actually got this correct in a way. By collecting donated fabric, creating wonderful quilts and then simply giving them away to worthwhile causes, anyone who receives a Serendipity quilt is in fact serendipitous!

So being involved with Brenda and your newsletter has enlightened me. May your bobbin always be full.

Peter Downing

Quilt Classes and Open Sewing Times

At the Studio on 9th

Seven teachers

A wide range of classes and activities
in a relaxed and welcoming atmosphere

For more information
go to judymccrosky.com
or email judy.mccrosky@gmail.com
or call Judy at 652-3136

Saskatoon Quilters' Guild 2011 Challenge

Where in the World am I Waving From?



Since the puzzle category from our idiom challenge was so popular among guests at our last quilt show, we would like to do another puzzle display for the 2011 quilt show.

We challenge you to make a small wall hanging depicting any place in the world where you could be waving from. It can be anywhere – a famous landmark, one of the wonders of the world, a town, a specific building or your own backyard.

Your interpretation may be realistic or representational. For example, "The Forks" in Winnipeg could be shown as the Red River and the Assiniboine River coming together, or as a pair of dinner forks. Use your imagination!

Maximum Perimeter:

60 inches

If you feel ambitious, you may make more than one entry.

Due date:

Monday, May 30, 2011,
to one of the Special Events Committee members.

- ◆ Challenge piece must be a quilted wall hanging.
- ◆ Embellish as little or as much as you like.
- ◆ Prizes will be awarded at the June pot luck.
- ◆ Unlike last year, no fabric kit is involved.

You do NOT need to depict yourself waving in this wall hanging, but you may if you would like to.

If you have any questions, contact Berna Ostapovitch.



Cheryl Bock's Convergence



Barbara Derrick



Aboriginal Shawl



TREASURE ISLAND MARKETPLACE

Selling articles at the Treasure Island Marketplace is open only to members of the Saskatoon Quilters' Guild. We ask that articles for sale be dropped off at the same time as the quilts for hanging on Thursday October 20, 2011 and any unsold items can be picked up at the end of the show on October 22, 2011.

PROCEDURE

Each vendor must have a merchant form and number and must use the form on the website or see the form at the end of this newsletter

Contact Carrol Davis for a vendor number – 242-1326 or carroldavis@sasktel.net

Make a copy of the attached Guild Table Form for pricing.

Fill in your name, article description and price (see example).

Cut off column C only and attach the price to the article with a safety pin.

Do not cut off columns A and B – bring this sheet with priced articles to the drop off.

Keep your own record of articles you have dropped off or make a photocopy.

Articles are to be priced in increments of one dollar – e.g. \$1.00, \$16.00, \$50.00, etc.

Articles cannot be priced in multiples – e.g. \$5.00 each or 3 for \$12.00

10% of your sales will be taken to rent the space for the booth

DISCLAIMER:

Saskatoon Quilters' Guild Inc. is not responsible for lost or stolen articles.

DROP OFF:

PrairieLand Park, Hall E, Thurs. October 20, 2011 between 7:30 am and 9:00 am

PICK UP:

PrairieLand Park, Hall E, Sat., October 22, 2011 between 6:45 and 7:30 pm

BOX A	BOX B	BOX C
Merchant Number:	(Cut at box C and bring this sheet to Prairieland with articles for sale) Name: Joan Quilter	(detach this column and use to price articles)
No. 1-1 (first number is Merchant no. – 2 nd no is Article number)	Article description: Table Runner \$40.00	No. 1-1 \$40.00
No. 1-2	Article Description: Baby Quilt \$50.00	No.1-2 \$50.00
No. 1-3	Article description: Bag \$30.00	No. 1-3 \$30.00



Flare Fabrics
BATIKS AND BOLD COTTONS

www.flarefabrics.ca

Marlene Starkman
marlene@flarefabrics.ca
1-888-97-FLARE (973-5273)





LAST WORDS

TRAVELING BY INTERNET



Want to learn something this summer on those rainy days?

Why not check out the following websites?

The history of quilt making: from origins, quilt styles, patterns from colonial times to the Civil War at www.womenfolk.com/historyofquilts

Get information on quilting from Ancient Egypt to America with lots of links to other history quilting sites at www.historyofquilts.com/ancient.html

Quilt Tip

To Tea or Coffee Dye fabrics permanently, try the following recipe:

- 1 Gallon Water
- 1/2 cup White Vinegar

Soak tea/coffee dyed fabric in mixture for 15 minutes then dry on high temperature in the dryer.

CREATIVE HOUSE SEWING CENTER

129 Ave. I South
Saskatoon

306-652-0455

www.stitch.ca info@stitch.ca

JANOME

elna

20% Off

Fabric, Notions, Thread, Stabilizers, & Embroidery Design Collections.

Valid May 30th - June 30th
On in stock items only

Machine Service Special
\$49.95

Includes cleaning, lubrication & 7 point inspection
All Brands

June 5th - 19th



The Prairie Points newsletter is published five times throughout the year.

Check out the newsletter on the Guild website www.saskatoonquiltersguild.com when it can be enjoyed in colour.

TREASURE ISLAND MARKETPLACE FORM

BOX A Merchant No.	BOX B Name:	BOX C
No. _____	Article description: \$ _____	No. _____ \$ _____
No. _____	Article description: \$ _____	No. _____ \$ _____
No. _____	Article description: \$ _____	No. _____ \$ _____
No. _____	Article description: \$ _____	No. _____ \$ _____
No. _____	Article description: \$ _____	No. _____ \$ _____
No. _____	Article description: \$ _____	No. _____ \$ _____